

We're also **Specialists**
in our field



Thrombolyzer XRC

The intelligent coagulation analyser with cap piercing

Thrombolyzer XRC

The new generation instrument





Success seldom happens by chance. More often, it's the result of constantly rising to meet new challenges. Where nature needs countless generations, we speed up evolution in diagnostic instrument technology by developing our expert engineering knowledge base. Behnk Elektronik is dedicated to progress and specialisation at the highest level. The Thrombolyzer XRC, our first fully automatic coagulation analyser featuring cap piercing, manifests this corporate philosophy in your everyday laboratory work.

With cap piercing, plasma samples are directly absorbed from the sealed collection tubes by the probe. This increases safety and hygiene as well as working speed when conducting coagulation assays. Plasma is initially dispensed into an intermediate well integrated in the cuvette strip before further processing; this step guarantees high precision with even the smallest sample volumes. Reagents, plasma and cuvettes can be added at any time during operation.

What is new with Thrombolyzer XRC

- Cap piercing
- LINUX-based software
- Digitalised clotting signal
- Database with all coagulation curves
- Integrated cuvette waste disposal
- User friendly operation with only three keys: START, STOP, ALARM OFF
- Attractive design
- Open and well protected working area





The high performance analysis software is another convincing feature. The reaction curve can, for example, be viewed in real time, thus enabling an immediate evaluation of the sample. All relevant test parameters such as calibration curves, reagent batches or reaction curves are saved in a separate database. Measuring results can then be analysed at any time.

The new Thrombolyzer XRC is extremely easy to operate. Just three keys, 'Start', 'Stop', and 'Alarm off' serve to control the entire analysis procedure. The sample rotor is fitted with collection tubes outside the instrument and then inserted. A barcode scanner automatically registers all samples in the rotor. The system reports any interruptions in the testing process both acoustically and visually. The reagent unit can be drawn out to reload reagents at any time. Cuvette strips are utilised to the full thanks to the automatic strip return before their final disposal in the sensor controlled waste container.

With the XRC, the choice is made for the latest technology, combining the reliability of the established Behnk Thrombolyzer series with the advantages of the most modern analysis methods.


Thrombolyzer XRC

Reliable.

Fast.

Simple.

The Features of Thrombolyzer XRC at a glance



Specifications

Thrombolyzer XRC

Cap piercing	✓
Maximum sample throughput	without cap piercing up to 160 tests/h with cap piercing up to 120 tests/h
Chromogenic, immunological, coagulometric tests	✓
Open system	suitable for almost all reagents
Derived fibrinogen	✓
Positive patient identification	all commercial barcodes
Automatic pre-dilution	✓
Automatic test repetition	✓
Automatic calibration curve creation	✓
Automatic level detection	✓
Follow up test (reflex test)	✓
Digitalised measuring results recording	✓
Measuring channels	4
Operating system	LINUX
Interface	RS 232 or LAN
QC programme	Levy-Jennings-graphics
Database entries incl. reaction curves	up to 30,000 patients' data
Personal user login	✓
Collection tubes	✓
Integrated cuvette waste disposal	✓
Dimensions (L x W x H)	73 x 56 x 38
Weight	38 kg
Mains voltage	85 – 265 V
Frequency range	47 – 63 Hz
Power consumption	150 VA
Supply range	Thrombolyzer, instrument accessories, Computer, flat screen monitor

Behnk Elektronik GmbH & Co. KG

Hans-Böckler-Ring 27
22851 Norderstedt
Germany

Telephone +49 (0) 40 - 52 98 61-0
Telefax +49 (0) 40 - 5 24 10 94
E-mail info@behnk.de
Web www.behnk.de